



GUJCOT TRADE ASSOCIATION

MONTHLY RATE MOVEMENT Oct-2021

Dear All Cotton Friends,

In our mission to give Daily Spot Rate Team Gujcot is getting valuable support from Gujcot broker's panel. We appreciated their humble service to the trade. Gujcot Team is giving daily closing of Indian and foreign futures rates.

In this report we have provided Following Rates during the month.

- Daily Physical Spot Rate
- MCX Cotton Daily Closing Rate
- USD-INR Exchange Rate Closing
- Cotlook Index
- ICE Future Closing
- NCDEX Kapas Rate
- MCX Future Closing
- NCDEX and MCX converted into Rs. Candy Rate

We hope it will be useful to all the stake holders of Textile Value Chain.



GUJCOT TRADE ASSOCIATION

MONTHLY RATE MOVEMENT Oct-2021

- NY future December started at 104 cents, touched intraday high of 116 cents and closed the month with 905 points gain. While NY March gained 734 points during the month.
- December March spread was in inversion to Dec.
- U.S export sale was decent during the month, China and turkey were main buyers.
- Chinese ZCE future touched new high of 2200 RMB. Pakistan spot rate also crossed 15,000 PKR per Maund.
- In India with adverse weather conditions, cheaper Indian basis and demand in yarn, market touched all-time high.
- Gujcot spot rate gained 9,500 Rs a Candy during this month.
- V-797 rate gained 3650 Rs a Candy during this month.



GUJCOT TRADE ASSOCIATION

MONTHLY RATE MOVEMENT Oct-2021

- CCI Cotton stock almost sold out during this month. Investors and basis players got good advantage during this month in CCI cotton.
- Despite good arrivals, market touched new high prices. MCX future also crossed 33,000 Rs per Bale.
- Indian basis remained highly negative at the start of the month at -11.97 and recovered to -1.33 which was highly beneficial to the basis player. Due to cheaper Indian cotton exporters and spinners were at advantages.
- October month was cheerful for ginner, spinners and basis players.
- Hope for the another smiling month ahead.



GUJCOT TRADE ASSOCIATION

MONTHLY RATE MOVEMENT Oct-2021

Gujarat Spot Rate Changes Oct-2021

Gujarat Spot Rate Changes Oct-2021						
Variety	Staple Length	Mic.	30-10-21	31-10-20	Change (Y/Y)	
					Rs./Candy	In Per.(%)
Shankar 6	29 MM	3.8	66,250	39,700	26,550	66.88%
V-797	13 % Trash		38,400	25,450	12,950	50.88%
MCX Spot Rate			31,250	19,170	12,080	63.02%
USD-INR Exchange			74.87	74.10	0.77	1.04%

Monthly - Average Spot Rate Oct-2021

Monthly - Average Spot Rate Oct-2021					
Variety	Staple Length	Mic.	Price Range		Average Of 26 Days
			Low	High	
Shankar 6	29	3.8	56,250	66,250	60,473
V-797	13% Trash		34,900	38,400	36,748
MCX Spot Rate			27,380	31,250	29,157
USD Exchange Rate			74.12	75.51	74.95



GUJCOT TRADE ASSOCIATION

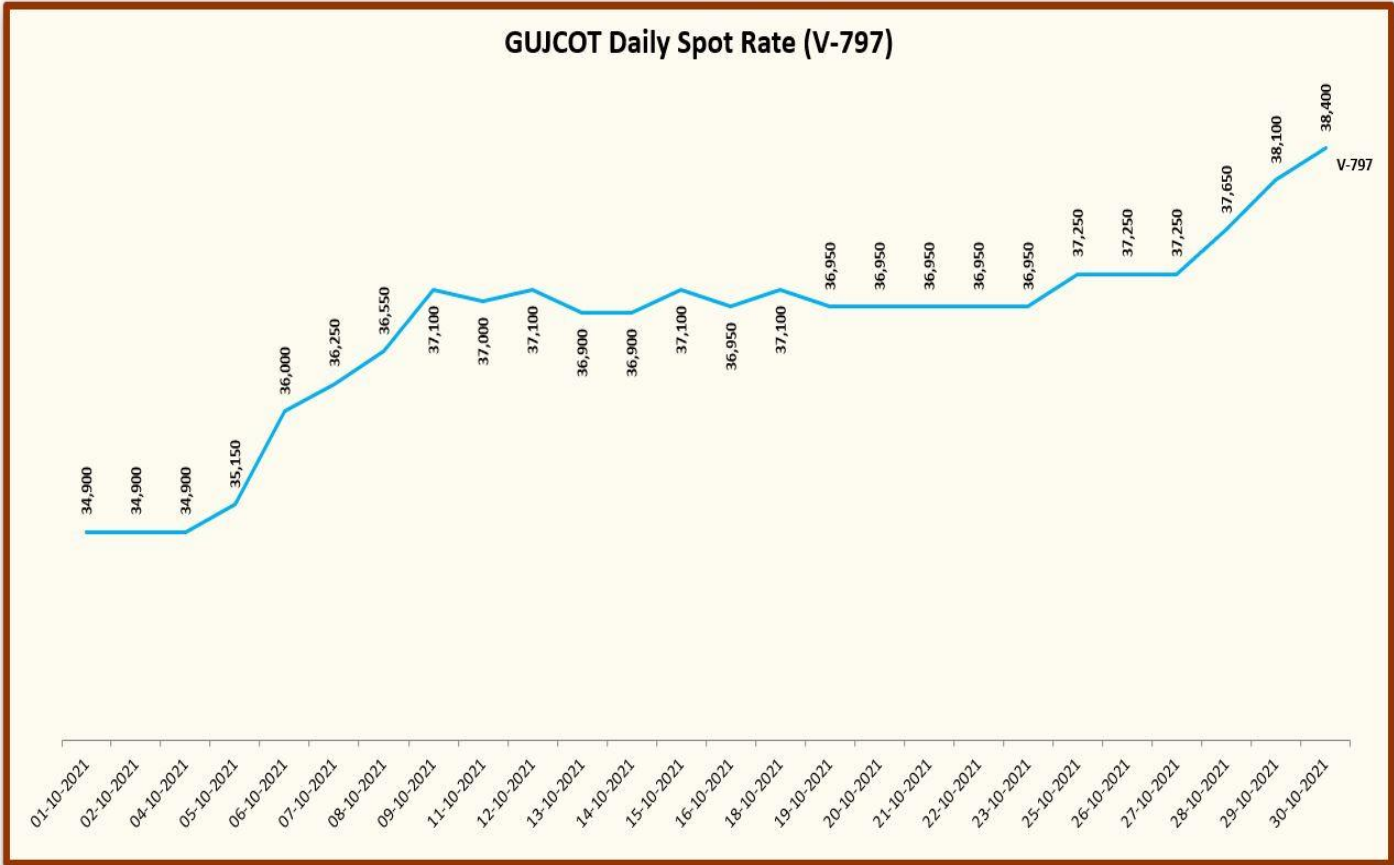
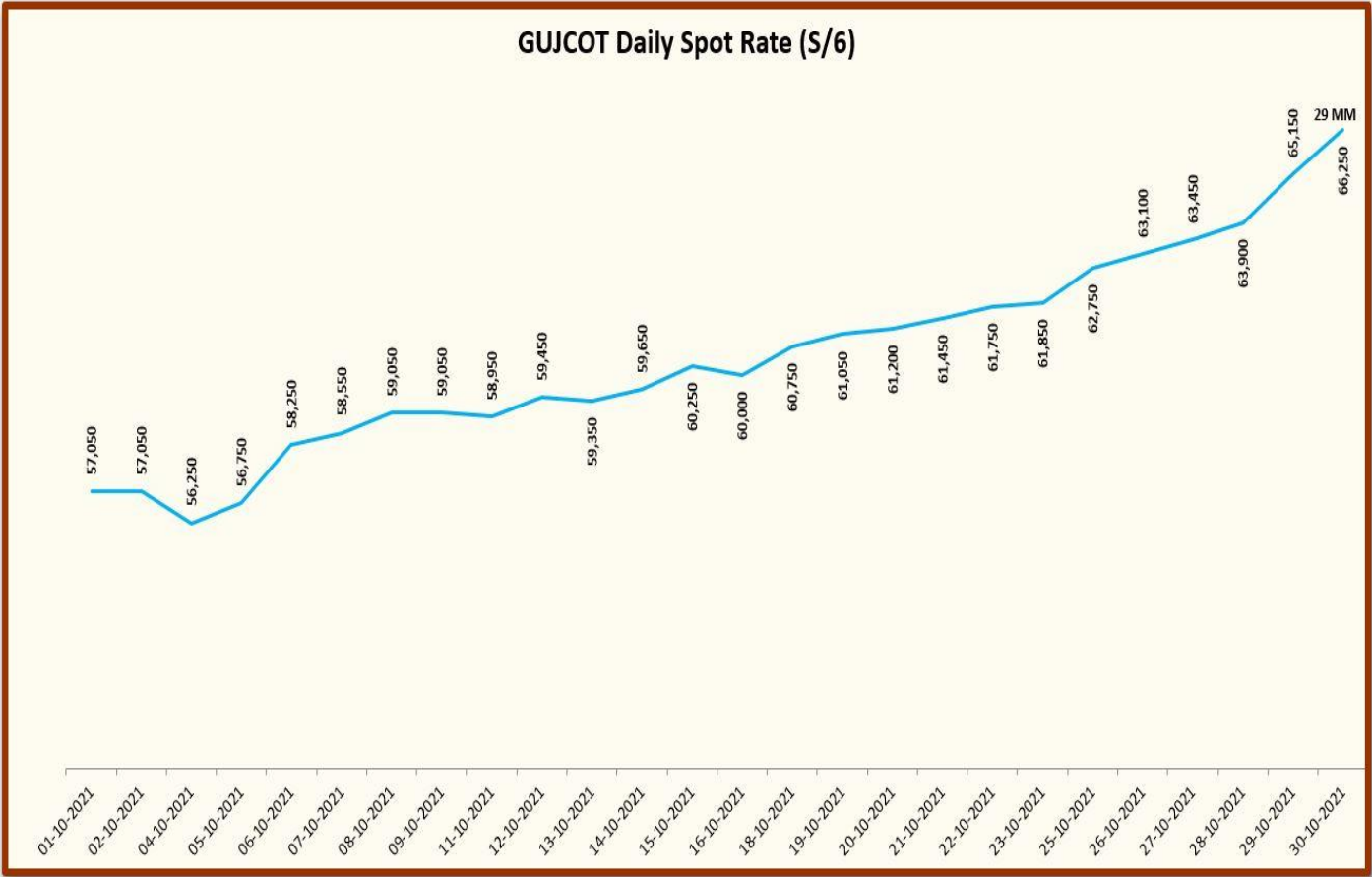
MONTHLY RATE MOVEMENT Oct-2021

Gujarat Spot Rate – Aug-2021				
Date	29-3.8	V-797	MCX Spot Rate	USD-INR Exchange Rate
01-10-2021	57,050	34,900	27,620	74.12
02-10-2021	57,050	34,900	27,620	74.12
04-10-2021	56,250	34,900	27,440	74.31
05-10-2021	56,750	35,150	27,380	74.44
06-10-2021	58,250	36,000	28,020	74.98
07-10-2021	58,550	36,250	28,220	74.77
08-10-2021	59,050	36,550	28,480	74.98
09-10-2021	59,050	37,100	28,480	74.98
11-10-2021	58,950	37,000	28,560	75.36
12-10-2021	59,450	37,100	28,860	75.51
13-10-2021	59,350	36,900	28,710	75.37
14-10-2021	59,650	36,900	28,820	75.26
15-10-2021	60,250	37,100	28,820	75.26
16-10-2021	60,000	36,950	28,820	75.26
18-10-2021	60,750	37,100	29,280	75.34
19-10-2021	61,050	36,950	29,560	75.34
20-10-2021	61,200	36,950	29,450	74.87
21-10-2021	61,450	36,950	29,650	74.86
22-10-2021	61,750	36,950	29,700	74.89
23-10-2021	61,850	36,950	29,760	74.89
25-10-2021	62,750	37,250	30,350	75.08
26-10-2021	63,100	37,250	30,510	74.95
27-10-2021	63,450	37,250	30,570	75.03
28-10-2021	63,900	37,650	30,890	74.92
29-10-2021	65,150	38,100	31,250	74.87
30-10-2021	66,250	38,400	31,250	74.87



GUJCOT TRADE ASSOCIATION

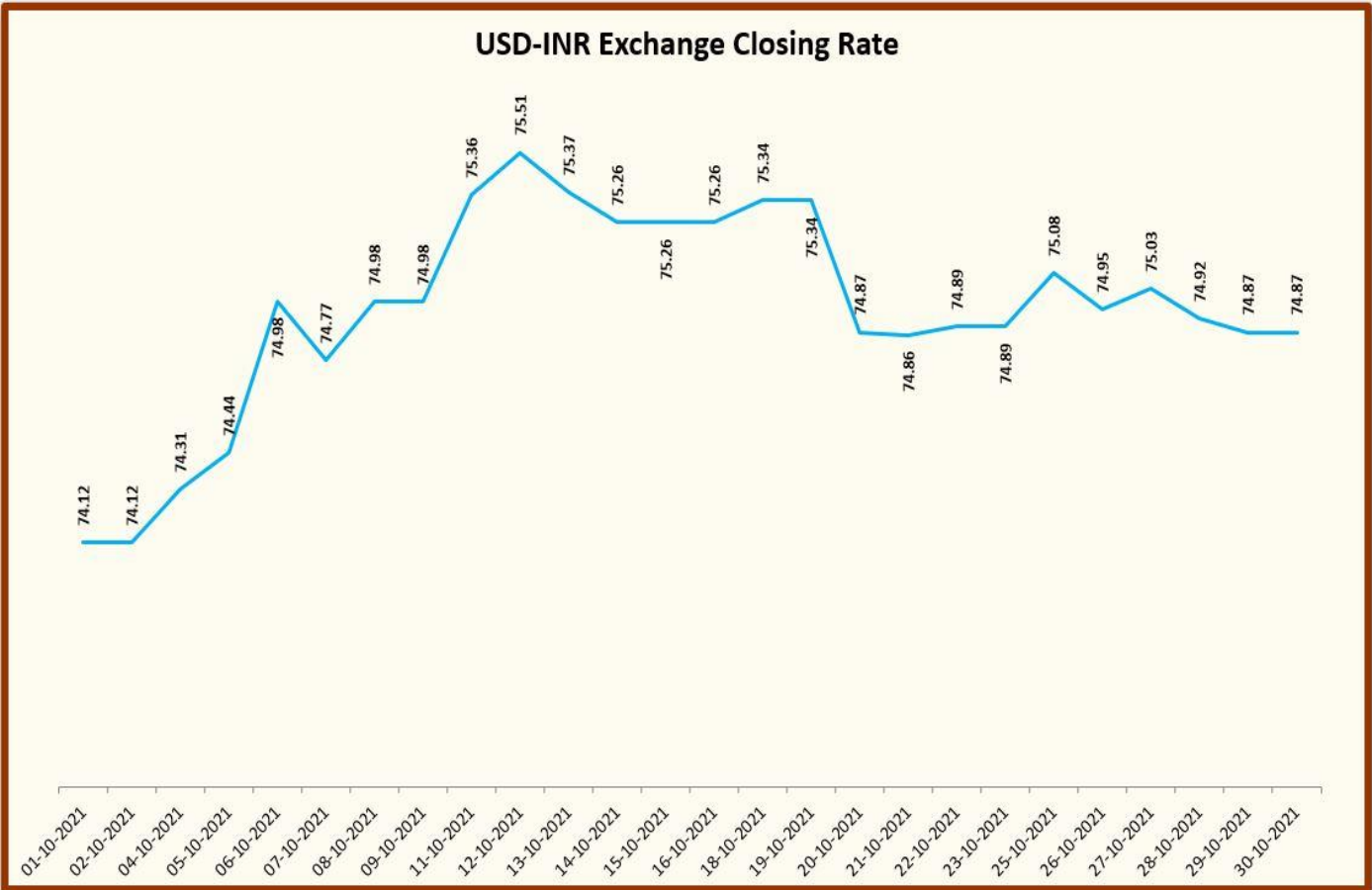
MONTHLY RATE MOVEMENT Oct-2021





GUJCOT TRADE ASSOCIATION

MONTHLY RATE MOVEMENT Oct-2021





GUJCOT TRADE ASSOCIATION

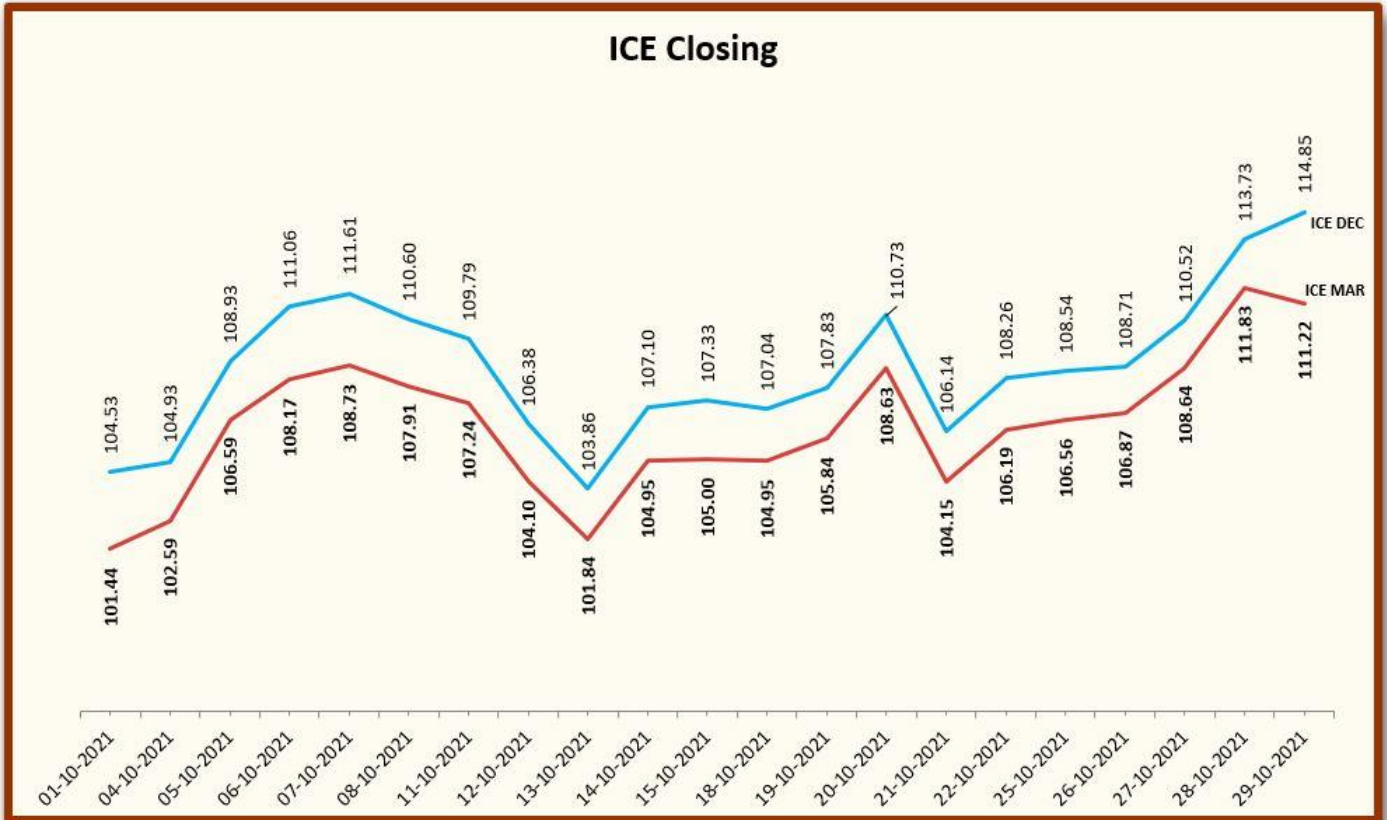
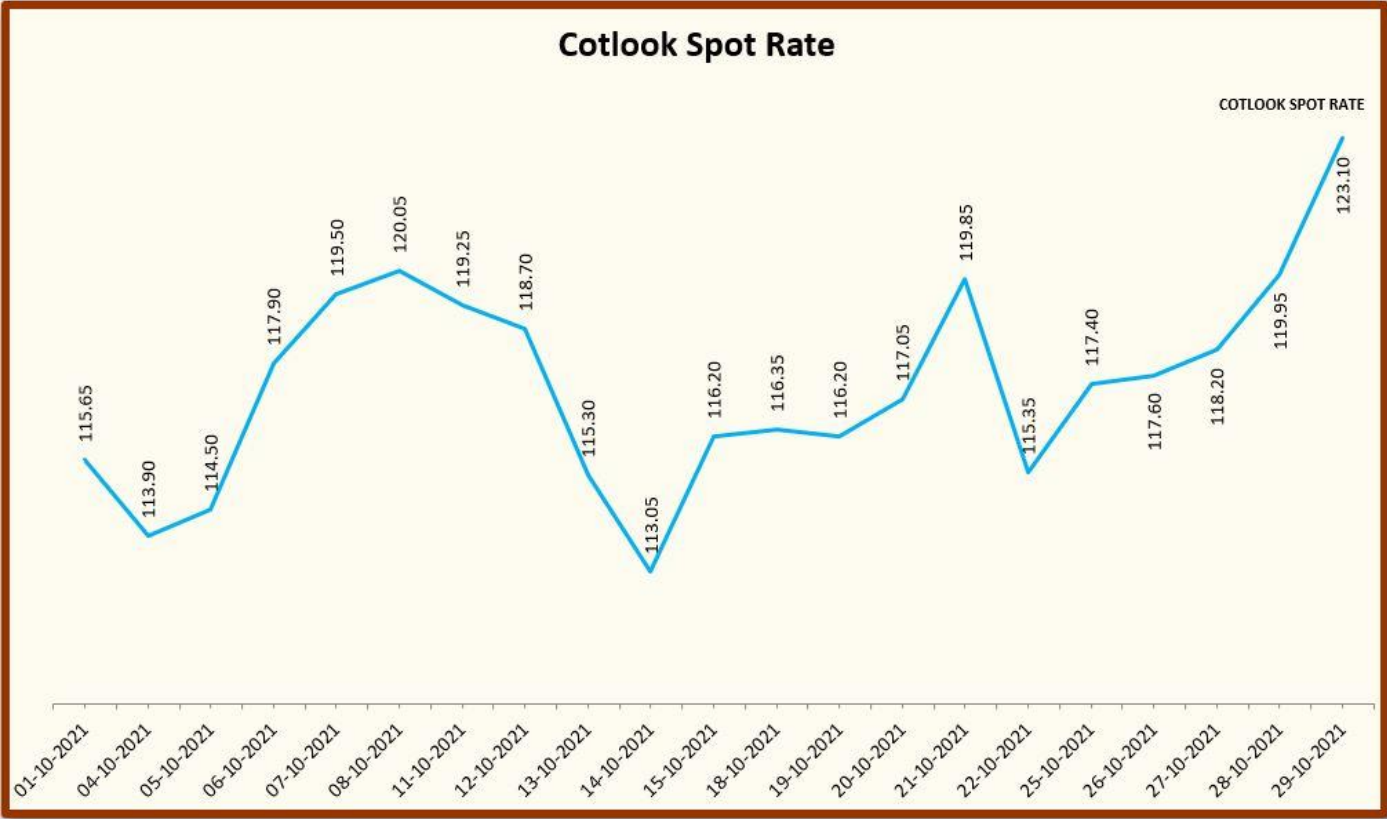
MONTHLY RATE MOVEMENT Oct-2021

Foreign Cotton Indices & Futures			
Date	Cotlook	ICE	
	Spot Rate	Dec-21	Mar-22
01-10-21	115.65	104.53	101.44
04-10-21	113.90	104.93	102.59
05-10-21	114.50	108.93	106.59
06-10-21	117.90	111.06	108.17
07-10-21	119.50	111.61	108.73
08-10-21	120.05	110.60	107.91
11-10-21	119.25	109.79	107.24
12-10-21	118.70	106.38	104.10
13-10-21	115.30	103.86	101.84
14-10-21	113.05	107.10	104.95
15-10-21	116.20	107.33	105.00
18-10-21	116.35	107.04	104.95
19-10-21	116.20	107.83	105.84
20-10-21	117.05	110.73	108.63
21-10-21	119.85	106.14	104.15
22-10-21	115.35	108.26	106.19
25-10-21	117.40	108.54	106.56
26-10-21	117.60	108.71	106.87
27-10-21	118.20	110.52	108.64
28-10-21	119.95	113.73	111.83
29-10-21	123.10	114.85	111.22



GUJCOT TRADE ASSOCIATION

MONTHLY RATE MOVEMENT Oct-2021





GUJCOT TRADE ASSOCIATION

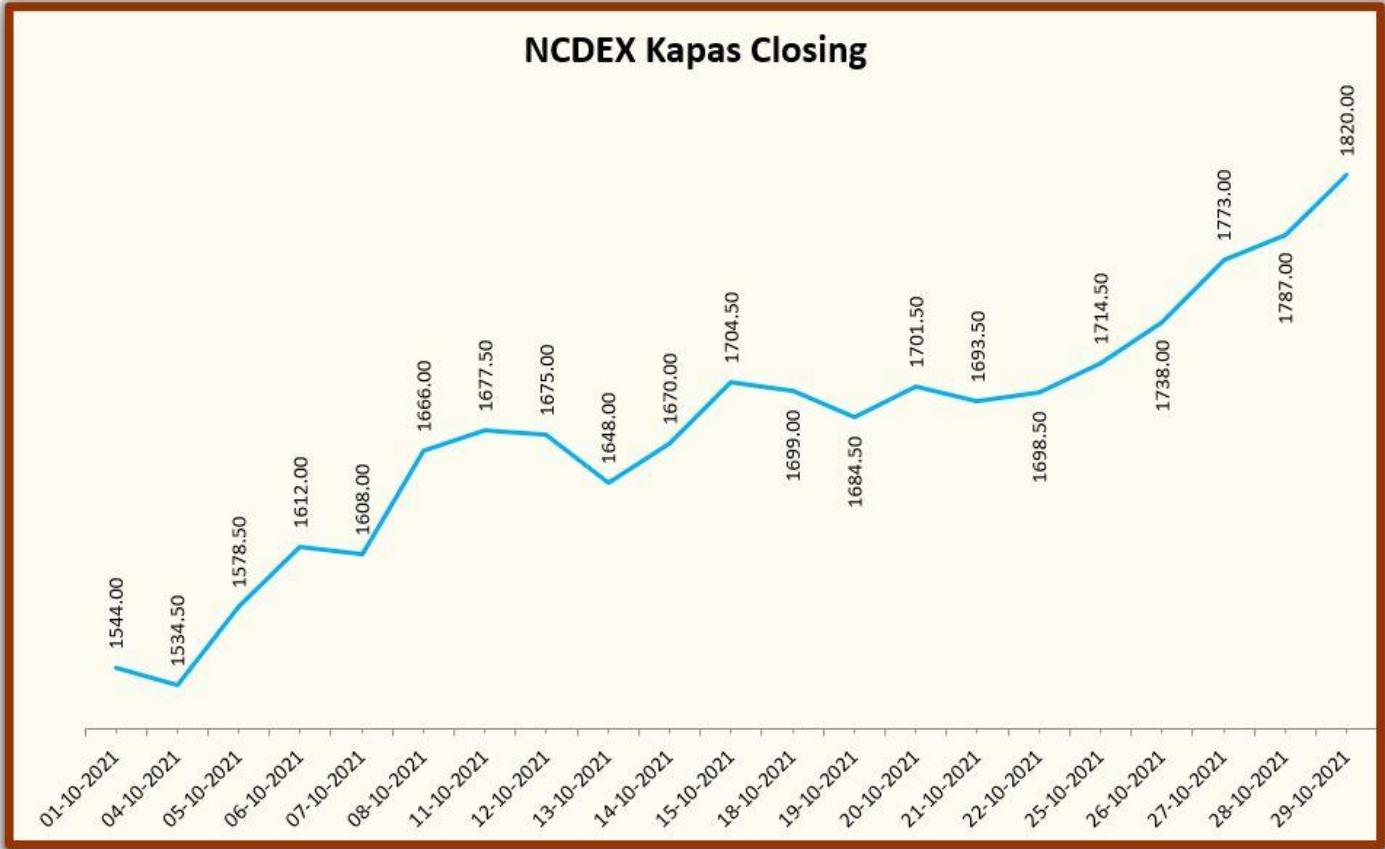
MONTHLY RATE MOVEMENT Oct-2021

Indian Cotton Futures				
Date	NCDEX Kapas	MCX		
	30-Apr-22	Oct-21	Nov-21	Dec-21
01-10-2021	1544.00	28,140	27,650	27,690
04-10-2021	1534.50	28,280	27,900	27,900
05-10-2021	1578.50	29,360	28,950	28,930
06-10-2021	1612.00	29,870	29,430	29,350
07-10-2021	1608.00	29,920	29,570	29,610
08-10-2021	1666.00	31,030	30,470	30,410
11-10-2021	1677.50	30,470	30,090	30,120
12-10-2021	1675.00	30,550	30,200	30,210
13-10-2021	1648.00	29,770	29,520	29,510
14-10-2021	1670.00	30,140	29,880	29,850
15-10-2021	1704.50	30,530	30,330	30,270
18-10-2021	1699.00	30,560	30,300	30,260
19-10-2021	1684.50	30,610	30,150	30,110
20-10-2021	1701.50	31,240	30,800	30,740
21-10-2021	1693.50	31,310	30,590	30,580
22-10-2021	1698.50	31,500	30,860	30,820
25-10-2021	1714.50	31,840	31,000	31,110
26-10-2021	1738.00	32,010	31,390	31,490
27-10-2021	1773.00	32,100	31,680	31,680
28-10-2021	1787.00	32,700	32,040	32,110
29-10-2021	1820.00	30,990	32,660	32,780



GUJCOT TRADE ASSOCIATION

MONTHLY RATE MOVEMENT Oct-2021





GUJCOT TRADE ASSOCIATION

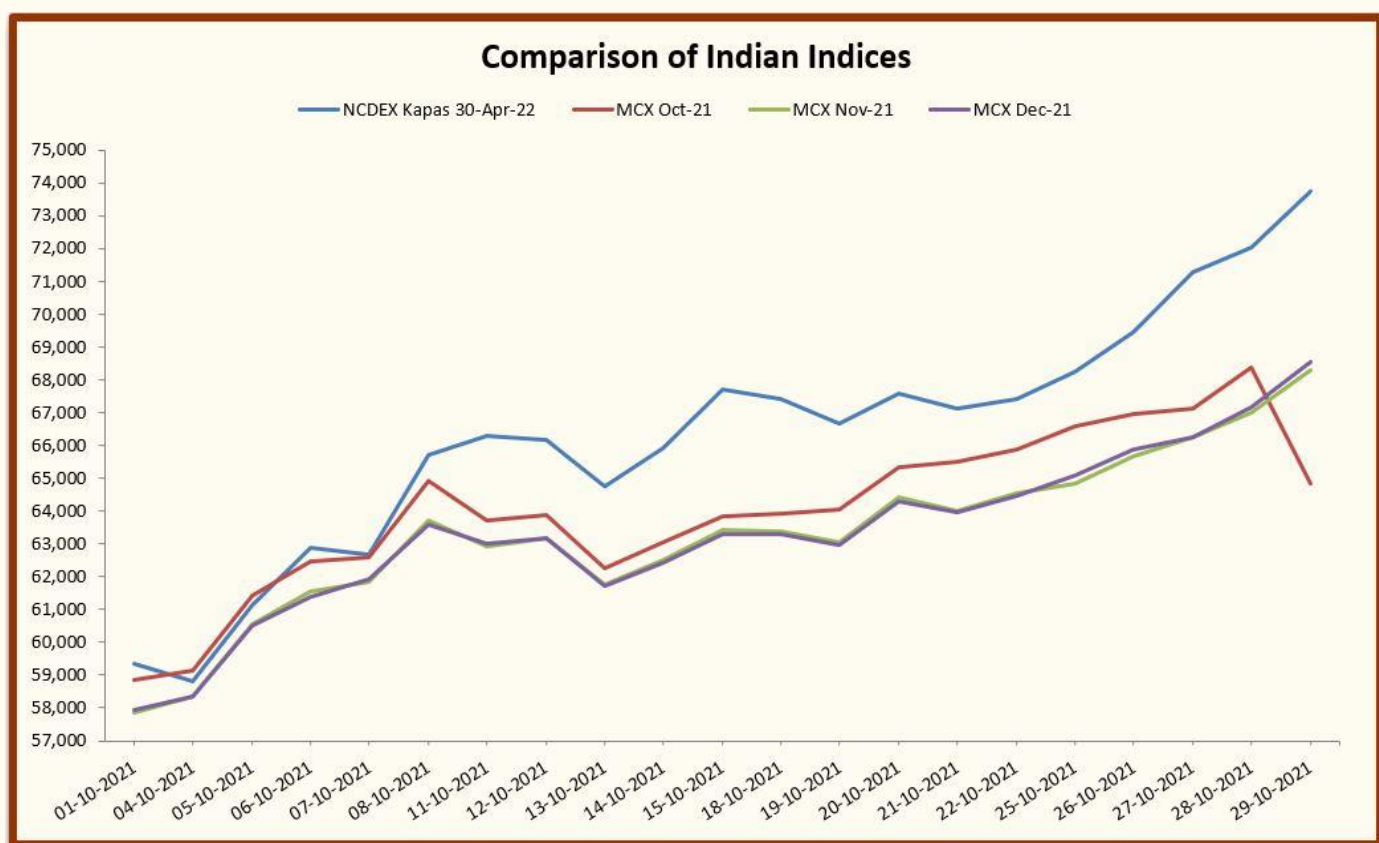
MONTHLY RATE MOVEMENT Oct-2021

Indian Indices in Rs/Candy Rate				
Date	NCDEX Kapas	MCX		
	30-Apr-22	Oct-21	Nov-21	Dec-21
01-10-2021	59,328	58,860	57,836	57,919
04-10-2021	58,831	59,153	58,358	58,358
05-10-2021	61,132	61,412	60,555	60,513
06-10-2021	62,884	62,479	61,559	61,391
07-10-2021	62,675	62,584	61,852	61,935
08-10-2021	65,708	64,905	63,734	63,609
11-10-2021	66,309	63,734	62,939	63,002
12-10-2021	66,178	63,901	63,169	63,190
13-10-2021	64,766	62,270	61,747	61,726
14-10-2021	65,917	63,044	62,500	62,437
15-10-2021	67,721	63,860	63,441	63,316
18-10-2021	67,433	63,922	63,379	63,295
19-10-2021	66,675	64,027	63,065	62,981
20-10-2021	67,564	65,345	64,424	64,299
21-10-2021	67,146	65,491	63,985	63,964
22-10-2021	67,407	65,889	64,550	64,466
25-10-2021	68,244	66,600	64,843	65,073
26-10-2021	69,473	66,955	65,658	65,868
27-10-2021	71,303	67,144	66,265	66,265
28-10-2021	72,035	68,399	67,018	67,164
29-10-2021	73,761	64,822	68,315	68,566



GUJCOT TRADE ASSOCIATION

MONTHLY RATE MOVEMENT Oct-2021





GUJCOT TRADE ASSOCIATION

MONTHLY RATE MOVEMENT Oct-2021

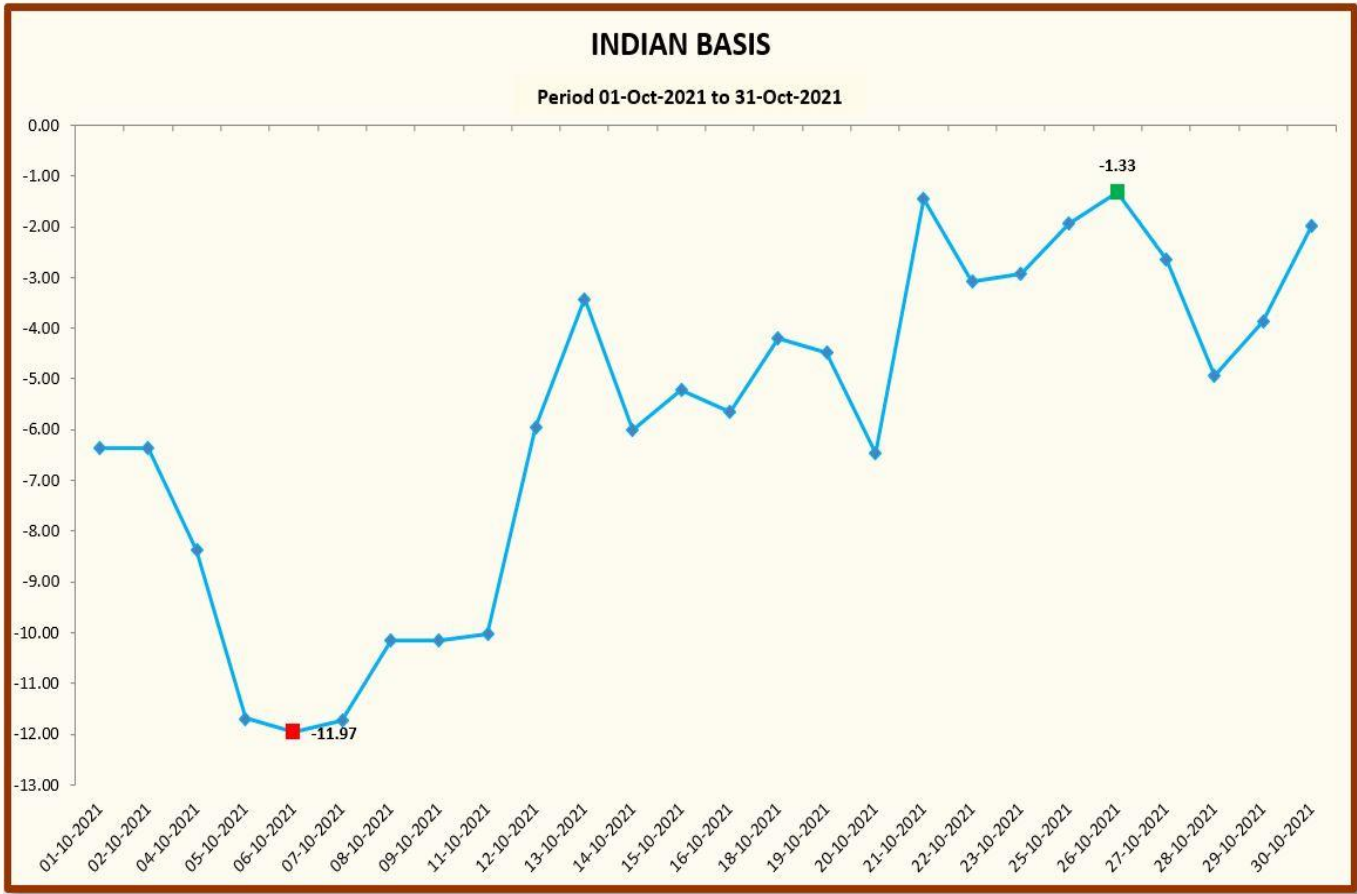
INDIAN BASIS

DATE	29 MM	USD-INR	Cents/lb	ICE NEAREST FUTURE	BASIS
01-10-2021	57,050	74.12	98.18	104.53	-6.35
02-10-2021	57,050	74.12	98.18	104.53	-6.35
04-10-2021	56,250	74.31	96.55	104.93	-8.38
05-10-2021	56,750	74.44	97.24	108.93	-11.69
06-10-2021	58,250	74.98	99.09	111.06	-11.97
07-10-2021	58,550	74.77	99.88	111.61	-11.73
08-10-2021	59,050	74.98	100.45	110.60	-10.15
09-10-2021	59,050	74.98	100.45	110.60	-10.15
11-10-2021	58,950	75.36	99.78	109.79	-10.01
12-10-2021	59,450	75.51	100.42	106.38	-5.96
13-10-2021	59,350	75.37	100.44	103.86	-3.42
14-10-2021	59,650	75.26	101.10	107.10	-6.00
15-10-2021	60,250	75.26	102.11	107.33	-5.22
16-10-2021	60,000	75.26	101.69	107.33	-5.64
18-10-2021	60,750	75.34	102.85	107.04	-4.19
19-10-2021	61,050	75.34	103.36	107.83	-4.47
20-10-2021	61,200	74.87	104.26	110.73	-6.47
21-10-2021	61,450	74.86	104.70	106.14	-1.44
22-10-2021	61,750	74.89	105.17	108.26	-3.09
23-10-2021	61,850	74.89	105.34	108.26	-2.92
25-10-2021	62,750	75.08	106.60	108.54	-1.94
26-10-2021	63,100	74.95	107.38	108.71	-1.33
27-10-2021	63,450	75.03	107.87	110.52	-2.65
28-10-2021	63,900	74.92	108.79	113.73	-4.94
29-10-2021	65,150	74.87	110.99	114.85	-3.86
30-10-2021	66,250	74.87	112.87	114.85	-1.98



GUJCOT TRADE ASSOCIATION

MONTHLY RATE MOVEMENT Oct-2021





GUJCOT TRADE ASSOCIATION

MONTHLY RATE MOVEMENT Oct-2021

Team Gujcot thanks the Broker Panel

Shri Sujalbhaj, Shri Pravinbhaj, Shri Sandipbhaj, Shri Ananbhaj, Shri Ajaybhaj, Shri Jatinbhaj, Shri Manishbhaj, Shri Anilbhaj, Shri Niravbhaj and Shri Mukeshbhaj Purohit.

Report Sponsors:

Click on Sponsor's Logo to visit Sponsor's Website



For, Gujcot Trade Association

Akash Shah

[President]

For, Gujcot Trade Association

Ajay Shah

[Secretary]